

"Capital Campaign Corner" Choir Loft Renovations

Project Goal: Provide a safer and more effective working space for our Music Ministers by: Installing Banisters across the Railing, Polishing the Brass Railing, and Renovating the Choir Riser Platform [Remove and Lower existing flooring, Install new flooring, and increase Railing to Floor height.] Savings by doing the work "in house," will enable the upgrading of our sound system and wiring in the future.

Before Pictures:



Figure 1: Blue Tape on floor indicates where the Riser Platform was to be cut to lower the floor back to the Railing. Notice Piano bench rests on a portable Platform and the limited walkway space.



Figure 2: The Floor to Railing Height is very limited, and additional step required to access Riser Platform creating a Safety Concern.




Figure 3: Side Walk-way with narrow Pathway and uneven Steps.

Current Construction Pictures:




Figure 4: Riser and flooring being renovated and removal of first level.



Figure 5: After the Riser Platform and Piano Platform Removed, increasing the walk-way space.




Figure 6: Side Walk-way now expanded with even Flooring, eliminating Safety Concern.




Figure 7: Banisters Installed on Existing Railing to provide additional safety measures. Notice the increased Railing to Floor height.




Figure 8: View of Banisters from the Church Interior.




Figure 9: View of Completed Riser Platform and Banister Renovations. Awaiting new flooring materials.

See Testimony on the Following Page

CHOIR LOFT Project Testimonial

By Nick Spagnola



I grew up in Saint Patrick's parish, where my Great Grandparents attended after they came from Sicily. My parents later moved to Saint Joseph's parish, where my wife and I were members for 36 years, with our children. We returned to Saint Patrick's parish in 2017. I was always amazed at the beauty of the Church and was always in awe of the beautiful spiked lights hanging above, having faith (sometimes like a doubting Thomas) that

God would NOT allow the chain to break while I was sitting beneath it.

When the Capital campaign started, and the request for volunteers for the Choir Loft was made, I offered to help with that, having done several remodeling projects in the past. Don, St. Patrick's Building and Grounds Supervisor, is a man of many talents, and a great resource to this parish. He has taken time to map out the best way to preserve the current architecture and still improve the flow and function for the Choir. If you look at some of the pictures, on the previous page, you will see the mess we had at the beginning, and how in a very short time, with several great volunteers, the Piano is back in what will be its final position, and the floor ready to be installed.

The Awe-inspiring part of this was seeing the craftsmanship that went into the original woodwork, and its style. We have tried to preserve many of the original exposed faceboards, curved corners, etc. The workmanship that went into those pieces was done by craftsman who not only loved their work, but by people who wanted to make a beautiful and reverent house of worship. The finished Choir will be a tribute to the founders of this Church.

That attention to detail is not being done just in the choir loft – it is being considered throughout the whole Capital Campaign. That is one reason that it may seem that progress is slow. But the behind-the-scenes planning is actually the most important part of such projects. If that is not done correctly, then chaos ensues once the shovels and hammers begin their work.

So, we need to have patience with this, but I, like everyone else, do like to see progress, so please [visit our Website-Choir Loft](#) or see the [monitor in the Cry Room](#) to view more [pictures](#) of the [Choir loft project](#), and watch these beautiful projects slowly but carefully come to fruition.